



District Report Card: 2017


State: Chhattisgarh	District: Mahasamund
Class: 5	Subject: Language
Schools: 57	Students: 908


Participation/Coverage


Students

<div>GENDER</div> <div></div>	Boys			Girls			
	Number		%	Number		%	
	448		49.34	460		50.66	

<div>AREA</div> <div></div>	Rural			Urban			
	Number		%	Number		%	
	908		100.00	0		0.00	

<div>CATEGORY</div> <div></div>	SC		ST		OBC		GEN	
	Number	%	Number	%	Number	%	Number	%
	114	12.56	318	35.02	468	51.54	8	0.88

<div>CWSN</div> <div></div>	LD	VI	HI	S&LD	ID	Oth
	4	3	0	2	1	0

<div>Management</div> <div></div>	Government			Government-aided		
	Number		%	Number		%
	893		98.35	15		1.65

Average Performance of Students in Language (%)

Overall	Gender		Area		Management		Social Group			
	Male	Female	Rural	Urban	Govt.	Aided	SC	ST	OBC	GEN
48.26	44.70	51.72	48.26	0.00	47.95	66.67	47.49	45.95	50.06	45.83

Performance on Learning Outcomes (LOs)

Learning Outcomes	Description	Average Performance(%)
L504	Reads and comprehends independently storybooks, news items/ headlines, advertisements etc.	45.86
L508	Reads text with comprehension, locates details and sequence of events	49.46

Range of Performance of Students who Answered Correctly							
Below 30%		30% - 50%		50% - 75%		Above 75%	
Number	%	Number	%	Number	%	Number	%
197	21.70	285	31.39	324	35.68	102	11.23

Lowest Performing Learning Outcomes (LOs)

- 1 - Reads and comprehends independently storybooks, news items/ headlines, advertisements etc. (45.86)
- 2 - Reads text with comprehension, locates details and sequence of events (49.46)